

WATER COOLERS W.A. "AWESOME WATER"

ULTRA CERAM FLUORIDE ELIMINATORS >97%

MAGNESIUM PILL BEADS PH > 8.0 & STABILIZES

ALKALINE WATER STICKS PH >9.5



WWW.WATERCOOLERSWA.COM

MY WATER COOLERS IS LEAKING

95 % OF THE TIME IS CAUSED BY AN UNCLEAN FLOAT VALUE



LIFT THE BOTTLE SET OF THE COOLER AND SEE HOW FULL THE COLD TANK IS...

NEEDS TO BE ABOUT 2 – 3 INCHES DOWN IF WORKING CORRECTLY

OTHERWISE IT IS LOCKING OPEN AND STILL FILLING UP WATER COOLER...



THIS IS TOO FULL AND FLOST VALUE NOT OPERTING WELL...

WATER COOLERS W.A. "AWESOME WATER"

ULTRA CERAM FLUORIDE ELIMINATORS >97%

MAGNESIUM PHILL BEADS PH > 8.0 & STABILIZES

ALKALINE WATER STICKS PH >9.5



WWW.WATERCOOLERSWA.COM

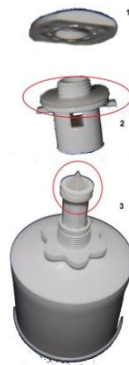

TAKE OFF BOTTLE SET OF WATER COOLER

PLACE IN BUCKET...

DISPENSER WATER OUT OF COLD TANK UNTIL WATER LEVEL IS ABOUT 3 INCHES DOWN

UNSCREW FLOAT VALVE UPSIDE CUP BOTTOM ON BOTTLE SET

BEIGE ON OLD COOLERS NEW BPA FREE WHITE...



UNSCREWS INTO 2 SECTIONS

SOAK IN COLD WATER CLEAN WITH A TOOTHBRUSH

EXPECIALLY THE HEAD & THREAD, ONCE CLEANED RE ASSEMBLE MAKING SURE BOTH WASHERS GO IN CORRECT PLACES AND TIGHTEN SECURLEY

WATER COOLERS W.A. "AWESOME WATER"

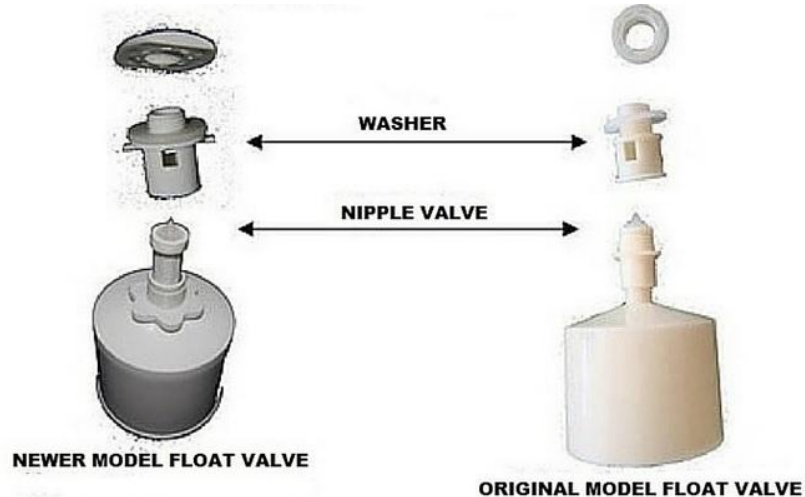
ULTRA CERAM FLUORIDE ELIMINATORS >97%

MAGNESIUM PHILL BEADS PH > 8.0 & STABILIZES

ALKALINE WATER STICKS PH >9.5



WWW.WATERCOOLERSWA.COM



PLACE BOTTLE SET BACK ON COOLER FILL AS RECOMMENDED

KEEP A EYE ON BOTTLE SET IF STARTS FILLING UP FLOAT VALUE SHOULD BE WORKING FINE, BUT CHECK VIA LIFTING BOOTLE SET ONCE WATER IN BOTTOM OF BOTTLE SET GOOD INDICATOR..



IF PROBLEM STILL PERSISTS

PURCHASE A NEW FLOAT VALUE OR

CONTACT YOUR WATER TECHNICIAN MAYBE OTHER ISSUES

E.G A INTERNAL PIPE MAY BE DAMAGED

THE ONE WAY VALUE MAY BE DAMAGED

OTHERWISE THE HOT PPOT MAY BE LEAKING....